

On surface drift currents in the ocean

By NORDEN E. HUANG

NASA Wallops Flight Center, Wallops Island, Virginia 23337

(Received 22 December 1976 and in revised form 18 August 1978)

A new model of surface drift currents is constructed using the full nonlinear equations of motion. This model includes the balance between Coriolis forces due to the mean and wave-induced motions and the surface wind stresses. The approach used in the analysis is similar to the work by Craik & Leibovich (1976) and Leibovich (1977), but the emphasis is on the mean motion rather than the small-scale time-dependent part of the Langmuir circulation. The final result indicates that surface currents can be generated by both the direct wind stresses, as in the classical Ekman model, and the Stokes drift, derived from the surface wave motion, in an interrelated fashion depending on a wave Ekman number E defined as

$$E = \Omega / \nu_e k_0^2,$$

where Ω is the angular velocity of the earth's rotation, ν_e , the eddy viscosity and k_0 , the wavenumber of the surface wave at the spectral peak. When $E \ll 1$, the Langmuir mode dominates. When $E \gg 1$, inertial motion results. The classical Ekman drift current is a special case even under the restriction $E \simeq 1$. On the basis of these results, a new model of the surface-layer movements for future large-scale ocean circulation studies is presented. For this new model both the wind stresses and the sea-state information are crucial inputs.

1. Introduction

The motion of the surface water over the world's oceans is a critical factor in controlling the large-scale transport processes of mass, momentum and energy. It is also the key to solving the global air-sea interaction problem. Past treatment of the surface-water motion has not been totally successful. The solutions obtained reflect the personal preferences of the investigator. The solutions range from the classical Ekman (1905) flow, where currents are generated by the balance between the wind stress and the Coriolis force under a rigid flat surface, to that of Bye (1967) and Kenyon (1970), where currents are attributed to pure Stokes drift from a local wave field subjected to no surface stress. These approaches were not representative of the complete physics. This contention is supported by numerous field observations such as those of Ichiye (1964, 1967), Katz, Gerard & Costin (1965) and Hunkins (1966). The results of Ichiye and Katz *et al.* clearly indicate the existence of an Ekman-type spiral but the shape has a strong dependence on the local sea state. Hunkins' current observations, made under an ice sheet, where no sea-state influence exists, match the expected Ekman spiral to a remarkable degree. Field observations would seem to indicate that any model of surface drift currents devoid of Coriolis and frictional

forces must be, in part, fallacious and any model of the surface drift current neglecting the contribution of wave motion would be, at best, incomplete.

The inclusion of wave motion has been attempted by Korvin-Kroukovsky (1972) and Ianniello & Garvine (1975) using uncoupled models in which the total drift currents are calculated as the sum of the individual Stokes and Ekman components. Their conclusions are that the wave-induced drift is dominant. Unfortunately, these uncoupled models fail to consider the influences of the Coriolis forces generated by the Stokes drift and the interaction between the Ekman drift and the wave motions. Consequently, the results are questionable.

A considerable advance in the problem of the inclusion of wave motion has been made by Craik & Leibovich (1976) and Leibovich (1977). Although the Coriolis force was neglected, they achieved a major breakthrough by inclusion of the wave motion through a rigorous procedure where the Stokes drift is represented in an Eulerian framework. In the present analysis, the formulation is based on that of Leibovich (1977) with the essential modification of adding the Coriolis term so that the Ekman drift can be included. This modification does not invalidate the results of Craik & Leibovich (1976) and Leibovich (1977), which are primarily for the small-scale motions, but rather extends their work to cover large-scale mean motion. The results of this model indicate that the sea state could have strong influence on surface drift currents in the ocean. Furthermore, a classification scheme is proposed to explain the highly variable conditions of the surface drift currents.

2. Analysis

Within the oceanic surface layer, the predominant motions of the water are due to gravity waves. Since these waves can be successfully approximated by an irrotational motion, the total velocity field \mathbf{q}' can be expressed as the sum of the velocity \mathcal{U}' associated with the linearized irrotational wave motion and the higher-order velocity perturbation \mathbf{v}' caused by waves and wind, i.e.

$$\mathbf{q}' = \epsilon \mathcal{U}' + \epsilon^2 \mathbf{v}', \quad (1)$$

in which ϵ is the perturbation parameter, assumed to be of the order of the surface wave slope. Using this parameter, the higher-order velocity \mathbf{v}' can be further expanded as

$$\mathbf{v}' = \mathbf{v}'_0 + \epsilon \mathbf{v}'_1 + \epsilon^2 \mathbf{v}'_2 + \dots \quad (2)$$

Assuming an incompressible fluid, we can write the equations of motion as

$$\partial \mathbf{q}' / \partial t' + \mathbf{q}' \cdot \nabla \mathbf{q}' + 2\boldsymbol{\Omega} \times \mathbf{q}' = -\rho^{-1} \nabla p' + \nu_e \nabla^2 \mathbf{q}', \quad (3)$$

$$\nabla \cdot \mathbf{q}' = 0, \quad (4)$$

where ν_e is the eddy viscosity and $\boldsymbol{\Omega}$ is the angular velocity of the earth's rotation. The vorticity equation can then be formed by taking the curl of (3) to eliminate the pressure term. This results in

$$\partial \boldsymbol{\omega}' / \partial t' + \nabla \times (\boldsymbol{\omega}' \times \mathbf{q}') + 2\nabla \times (\boldsymbol{\Omega} \times \mathbf{q}') = \nu_e \nabla^2 \boldsymbol{\omega}', \quad (5)$$

where

$$\boldsymbol{\omega}' = \nabla \times \mathbf{q}' = \epsilon^2 \boldsymbol{\omega}'_0 + \epsilon^3 \boldsymbol{\omega}'_1 + \epsilon^4 \boldsymbol{\omega}'_2 + \dots \quad (6)$$

In order to scale the various terms in (5) properly a length scale $1/k_0$ and a time scale $1/\sigma_0$ are introduced, where k_0 and σ_0 are the wavenumber and frequency of the surface gravity waves at the spectral peak, respectively. With this choice of scales, the vorticity equation (5) becomes

$$\frac{\partial \boldsymbol{\omega}}{\partial t} + \nabla \times (\boldsymbol{\omega} \times \mathbf{q}) + \frac{2\Omega}{\sigma_0} \nabla \times (\mathbf{e} \times \mathbf{q}) = \frac{\nu_e k_0^2}{\sigma_0} \nabla^2 \boldsymbol{\omega}, \quad (7)$$

where the primes are dropped to indicate non-dimensional quantities and Ω is replaced by $\Omega \mathbf{e}$, with \mathbf{e} a unit vector parallel to the axis of the earth's rotation.

Next, the motion will be divided into mean and fluctuating parts as

$$\mathbf{v} = \bar{\mathbf{v}} + \langle \mathbf{v} \rangle, \quad \boldsymbol{\omega} = \bar{\boldsymbol{\omega}} + \langle \boldsymbol{\omega} \rangle, \quad (8)$$

the overbars indicating the time-averaged values and the angular brackets the fluctuating parts. The perturbed equations of motion to order ϵ^2 , ϵ^3 and ϵ^4 , respectively, can then be written as

$$\partial \boldsymbol{\omega}_0 / \partial t = 0, \quad (9)$$

$$\frac{\partial \boldsymbol{\omega}_1}{\partial t} + \nabla \times (\boldsymbol{\omega}_0 \times \mathcal{U}) - \frac{2\Omega}{\sigma_0 \epsilon^2} (\mathbf{e} \cdot \nabla) \mathcal{U} = 0, \quad (10)$$

and
$$\frac{\partial \boldsymbol{\omega}_2}{\partial t} + \nabla \times (\boldsymbol{\omega}_0 \times \mathbf{v}_0) + \nabla \times (\boldsymbol{\omega}_1 \times \mathcal{U}) - \frac{2\Omega}{\sigma_0 \epsilon^2} (\mathbf{e} \cdot \nabla) \mathbf{v}_0 = \frac{\nu_e k_0^2}{\sigma_0 \epsilon^2} \nabla^2 \boldsymbol{\omega}_0. \quad (11)$$

Equations (9), (10) and (11) are similar to those of Leibovich (1977) except for the Coriolis terms. From (9), it can be shown that

$$\langle \boldsymbol{\omega}_0 \rangle = 0, \quad (12)$$

because the fluctuating part of $\boldsymbol{\omega}_0$ is induced by the periodic motions. Note, however, that (12) does not imply that $\boldsymbol{\omega}_0 = 0$.

It then follows from (10) that

$$\begin{aligned} \langle \boldsymbol{\omega}_1 \rangle &= \nabla \times \left(\int^t \mathcal{U} d\tau \times \bar{\boldsymbol{\omega}}_0 \right) + \frac{2\Omega}{\sigma_0 \epsilon^2} (\mathbf{e} \cdot \nabla) \int^t \mathcal{U} d\tau \\ &= (\bar{\boldsymbol{\omega}}_0 \cdot \nabla) \int^t \mathcal{U} d\tau - \left(\int^t \mathcal{U} d\tau \cdot \nabla \right) \bar{\boldsymbol{\omega}}_0 + \frac{2\Omega}{\sigma_0 \epsilon^2} (\mathbf{e} \cdot \nabla) \int^t \mathcal{U} d\tau. \end{aligned} \quad (13)$$

Next, taking the mean of (11) yields

$$\nabla \times (\bar{\boldsymbol{\omega}}_0 \times \bar{\mathbf{v}}_0) + \nabla \times (\overline{\boldsymbol{\omega}_1 \times \mathcal{U}}) - \frac{2\Omega}{\sigma_0 \epsilon^2} (\mathbf{e} \cdot \nabla) \bar{\mathbf{v}}_0 = \frac{\nu_e k_0^2}{\sigma_0 \epsilon^2} \nabla^2 \bar{\boldsymbol{\omega}}_0, \quad (14)$$

with

$$\overline{\nabla \times (\boldsymbol{\omega}_1 \times \mathcal{U})} = (\overline{\mathcal{U} \cdot \nabla}) \langle \boldsymbol{\omega}_1 \rangle - \langle (\boldsymbol{\omega}_1 \cdot \nabla) \mathcal{U} \rangle. \quad (15)$$

Then, combining (13) and (15), and using tensor notation for convenience, the result is

$$\begin{aligned} \{\nabla \times (\overline{\boldsymbol{\omega}_1 \times \mathcal{U}})\}_i &= \overline{\mathcal{U}_k \left\{ \boldsymbol{\omega}_{0j} \int^t \mathcal{U}_{i,j} d\tau \right\}_{,k}} - \overline{\mathcal{U}_k \left\{ \boldsymbol{\omega}_{0i,j} \int^t \mathcal{U}_j d\tau \right\}_{,k}} \\ &+ \frac{2\Omega}{\sigma_0 \epsilon^2} \overline{\mathcal{U}_k \left\{ e_j \int^t \mathcal{U}_{i,j} d\tau \right\}_{,k}} - \overline{\boldsymbol{\omega}_{0k} \mathcal{U}_{i,j} \int^t \mathcal{U}_{j,k} d\tau} + \overline{\boldsymbol{\omega}_{0k,j} \mathcal{U}_{i,k} \int^t \mathcal{U}_j d\tau} \\ &- \frac{2\Omega}{\sigma_0 \epsilon^2} \overline{e_j \int^t \mathcal{U}_{k,j} d\tau \mathcal{U}_{i,k}}. \end{aligned} \quad (16)$$

Observe that the Stokes drift \mathcal{U}_s can be written as

$$\mathcal{U}_{si} = \overline{\mathcal{U}_{i,j} \int^t \mathcal{U}_j d\tau}. \quad (17)$$

Following the scheme used by Craik & Leibovich (1976), we can write the Coriolis terms in (16) as

$$\begin{aligned} & \frac{2\Omega}{\sigma_0 \epsilon^2} e_j \left\{ \overline{\mathcal{U}_k \int^t \mathcal{U}_{i,jk} d\tau} - \overline{\mathcal{U}_{i,k} \int^t \mathcal{U}_{k,j} d\tau} \right\} \\ &= \frac{2\Omega}{\sigma_0 \epsilon^2} e_j \left\{ -\overline{\mathcal{U}_{si,j} + \mathcal{U}_{i,kj} \int^t \mathcal{U}_k d\tau} + \overline{\mathcal{U}_k \int^t \mathcal{U}_{i,jk} d\tau} \right\} \\ &= -\frac{2\Omega}{\sigma_0 \epsilon^2} e_j \mathcal{U}_{si,j} + \frac{2\Omega}{\sigma_0 \epsilon^2} e_j \frac{\partial}{\partial t} \left\{ \overline{\int^t \mathcal{U}_{i,kj} d\tau \int^t \mathcal{U}_k d\tau} \right\} \\ &= -\frac{2\Omega}{\sigma_0 \epsilon^2} e_j \mathcal{U}_{si,j}. \end{aligned} \quad (18)$$

Then by combining (14), (16) and (18), the following is obtained:

$$-\frac{\nu_e k_0^2}{\sigma_0 \epsilon^2} \nabla^2 \overline{\mathbf{w}}_0 = (\overline{\mathbf{w}}_0 \cdot \nabla) (\overline{\mathbf{v}}_0 + \mathcal{U}_s) - (\overline{\mathbf{v}}_0 + \mathcal{U}_s) \cdot \nabla \overline{\mathbf{w}}_0 + \frac{2\Omega}{\sigma_0 \epsilon^2} (\mathbf{e} \cdot \nabla) (\overline{\mathbf{v}}_0 + \mathcal{U}_s). \quad (19)$$

This is the same expression as equation (14) in Craik & Leibovich (1976) with the addition of the extra term representing Coriolis forces. Equation (19) is the generalized Ekman equation with wave motion included.

3. Specific results

Having derived the generalized Ekman equation, we can seek an Ekman-type solution by assuming that all the mean motions are functions of z alone; then the relations for the velocity components can be written as

$$\frac{\partial^3 \overline{v}_0}{\partial z^3} = 2\tilde{E} \frac{\partial(\overline{U}_0 + \mathcal{U}_s)}{\partial z}, \quad \frac{\partial^3 \overline{U}_0}{\partial z^3} = -2\tilde{E} \frac{\partial(\overline{v}_0 + \mathcal{V}_s)}{\partial z}, \quad (20)$$

where $\tilde{E} = f/\nu_e k_0^2$ is an Ekman-type number, with $f = \Omega \cdot \mathbf{e}_3$, the local component of the earth's rotation, and \mathbf{e}_3 the unit vector in the local vertical direction. The significance of the Ekman-type number \tilde{E} (or more generally, $E \equiv \Omega/\nu_e k_0^2$) will be discussed in detail later.

For a random gravity wave field, the Stokes drift can be expressed, as in Huang (1971), as

$$\mathcal{U}'_s = \int_{\mathbf{k}} \int_n 2n\mathbf{k} \chi(\mathbf{k}, n) \exp(2|\mathbf{k}|z) d\mathbf{k} dn, \quad (21)$$

where \mathbf{k} is the wavenumber vector, n is the frequency and $\chi(\mathbf{k}, n)$ is the directional wave energy spectrum. If we define the current at the surface as $\tilde{\mathbf{Q}}'_0$, then the solution of (20) expressed in dimensional form will be

$$\begin{aligned} \overline{\mathbf{Q}}'_0 &= \tilde{\mathbf{Q}}'_0 \exp\{f/\nu_e\}^{\frac{1}{2}} (1+i)z' \\ &+ i \int_{\mathbf{k}} \int_n \frac{2n\mathbf{k}}{(2\nu_e/f)|\mathbf{k}|^2 - i} \left\{ \exp 2|\mathbf{k}|z' - \exp\left(\frac{f}{\nu_e}\right)^{\frac{1}{2}} (1+i)z' \right\} \chi(\mathbf{k}, n) d\mathbf{k} dn, \end{aligned} \quad (22)$$

where the relationship $\overline{\mathbf{Q}}'_0 = \overline{U}'_0 + i\overline{V}'_0$ holds.

If we consider the specific case when the wind is blowing in the $+y$ direction, then the surface boundary conditions on (20) can be specified exactly as in Ekman's original paper of 1905, i.e.

$$\partial U_0/\partial z = 0, \quad \partial V_0/\partial z = S/\sigma_0 \rho \nu_e \quad \text{at } z = 0, \quad (23)$$

where S is the surface stress and ρ is the density of the sea water. The solutions of (20) in component form and dimensional variables can easily be shown to be

$$\bar{U}'_0 = C_1 \exp(az') \cos(az' + C_2) - \int_{\mathbf{k}} \int_n \frac{2n[k_x + 2k_y]|\mathbf{k}|^2/a^2}{(2|\mathbf{k}|^2/a^2)^2 + 1} \exp(2|\mathbf{k}|z') \chi(\mathbf{k}, n) d\mathbf{k} dn, \quad (24)$$

$$\bar{V}'_0 = C_1 \exp(az') \sin(az' + C_2) + \int_{\mathbf{k}} \int_n \frac{2n[2k_x|\mathbf{k}|^2/a^2 - k_y]}{(2|\mathbf{k}|^2/a^2)^2 + 1} \exp(2|\mathbf{k}|z') \chi(\mathbf{k}, n) d\mathbf{k} dn, \quad (25)$$

where $a^2 = f/\nu_e$, $\mathbf{k} = k_x + ik_y$ and C_1 and C_2 are given by

$$C_2 = \arctan \frac{\frac{S}{\nu_e \rho a} - \int_{\mathbf{k}} \int_n \frac{(k_x - k_y) + 2(k_x + k_y)|\mathbf{k}|^2/a^2}{(2|\mathbf{k}|^2/a^2)^2 + 1} \frac{4n|\mathbf{k}|}{a} \chi(\mathbf{k}, n) d\mathbf{k} dn}{\frac{S}{\nu_e \rho a} - \int_{\mathbf{k}} \int_n \frac{(k_x + k_y) - 2(k_x - k_y)|\mathbf{k}|^2/a^2}{(2|\mathbf{k}|^2/a^2)^2 + 1} \frac{4n|\mathbf{k}|}{a} \chi(\mathbf{k}, n) d\mathbf{k} dn}, \quad (26)$$

and

$$C_1 = \frac{1}{\cos C_2 + \sin C_2} \left\{ \frac{S}{\nu_e \rho a} - \int_{\mathbf{k}} \int_n \frac{[2k_x|\mathbf{k}|^2/a^2 - k_y]}{(2|\mathbf{k}|^2/a^2)^2 + 1} \frac{4n|\mathbf{k}|}{a} \chi(\mathbf{k}, n) d\mathbf{k} dn \right\}. \quad (27)$$

Some special cases will be considered. The first case is a sea surface where surface waves are absent. The directional wave energy spectrum $\chi(\mathbf{k}, n)$ is identically zero:

$$\chi(\mathbf{k}, n) \equiv 0. \quad (28)$$

Substitution of (28) into (26) and (27) yields

$$C_2 = \frac{1}{4}\pi, \quad C_1 = S/2^{\frac{1}{2}}\nu_e \rho a. \quad (29)$$

These constants of integration are identical to those first presented by Ekman (1905).

The second case is a sea surface with the local waves either parallel or symmetric with respect to the local wind, which is oriented along the y axis. Then, as previously shown, $C_2 = \frac{1}{4}\pi$ but now the surface currents can move in any direction between 0 and $\frac{1}{4}\pi$ according to the relative magnitude of U_0 and V_0 . This may provide an explanation for the directional variation of surface drift currents observed in field data.

4. Discussion

An interesting feature of the generalized Ekman equation (19) is that, although the Stokes drift contributes to the Coriolis force it does not appear in the viscous term. This is reasonable because the Stokes drift is a consequence of nonlinear effects of inviscid waves. The inclusion of the Stokes drift in the generalized Ekman equation, however, provides the necessary coupling between the sea state and the Ekman flow. The result of the present analysis indicates that, for a realistic estimation of the water mass movement at the surface layer, one needs not only information on the wind stresses but also information on the sea state, in the form of the directional spectrum.

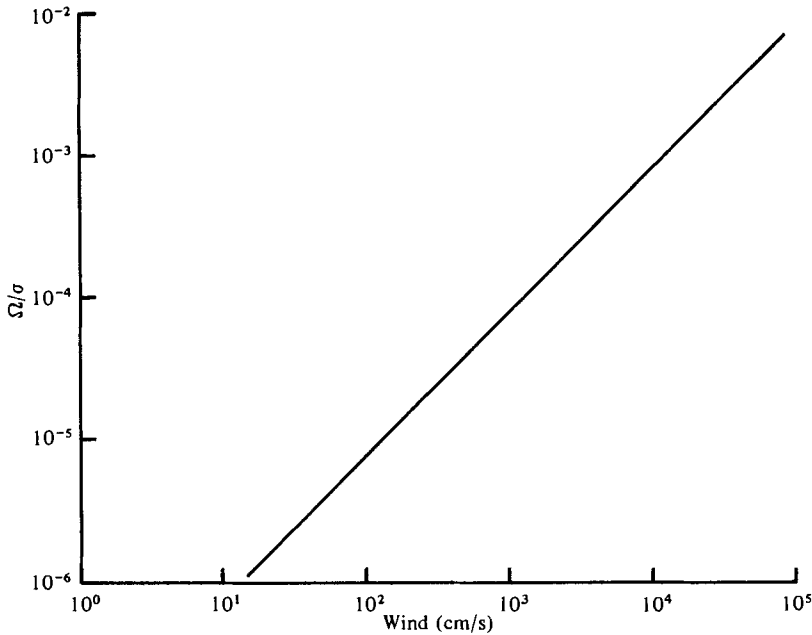


FIGURE 1. Variation of Ω/σ_0 with wind velocity.

The inclusion of the sea state may yield new insight into the study of large-scale air-sea interaction and a more complete understanding of ocean circulation.

The expression given in (22) links the sea-state condition with the fundamental Ekman circulation. This was achieved under a rather restrictive Ekman-type assumption, i.e. that all the motions are horizontal and all the functions depend on z alone. Nevertheless, the rigorous development presented in this analysis enables a discussion of the more general conditions of the surface drift currents under the influence of both the wave motion and the wind stress.

For more detailed physical discussions, examine the generalized Ekman equation (19). In the derivation of this equation the scaling of the terms $\Omega/\sigma_0 \epsilon^2$ and $\nu_e k_0^2/\sigma_0 \epsilon^2$ must be comparable with the rest of the terms, or the whole analysis would be wrong. Assume that the waves are all wind generated, then the dominant wave frequency σ_0 can be related to the wind velocity W (see, for example, Phillips 1966) by

$$\sigma_0 = g/W.$$

This gives

$$\Omega/\sigma_0 \epsilon^2 = \Omega W/g \epsilon^2. \quad (30)$$

Figure 1 presents Ω/σ_0 or $\Omega W/g$ as a function of the wind speed. For a typical wind of 10 m/s, Ω/σ_0 is the order of 10^{-4} . This requires an ϵ of the order of 10^{-2} to make the $\Omega/\sigma_0 \epsilon^2$ terms comparable to the other terms in the generalized Ekman equation. The stability limitation on the gravity waves allows wave slopes up to the order of 10^{-1} , but this value applies only to the higher wavenumbers, where the individual waves are actively breaking. The main energy-containing components over most of the open ocean are far more gentle than the breaking waves. On the basis of the most recent JONSWAP data more reported by Hasselmann *et al.* (1973, 1976), the mean slope of the waves, defined by $\bar{\zeta}^2 k^2$, with $k = g/W^2$, is around 10^{-3} – 10^{-5} . Next we have to

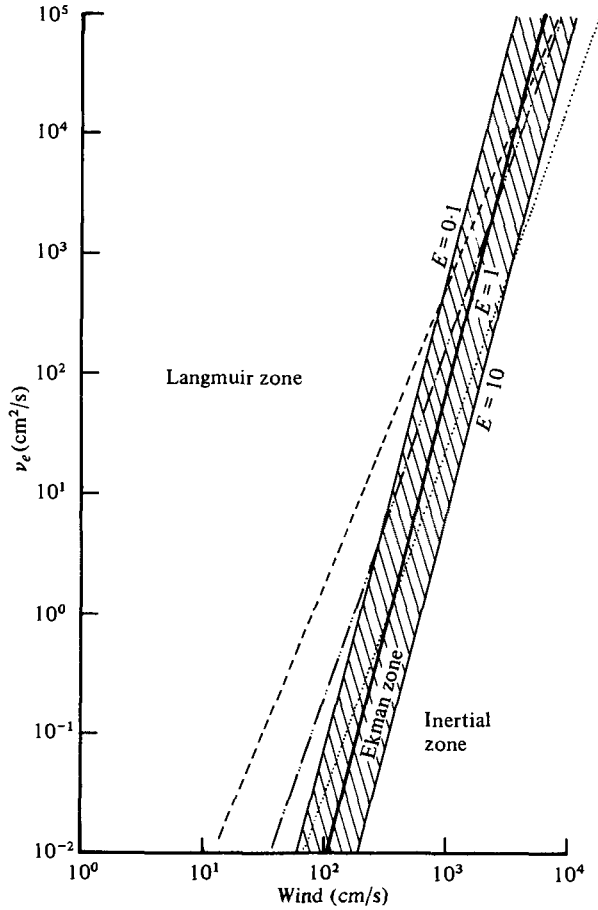


FIGURE 2. Classification chart for the surface-layer drift currents. Value of ν_e from: ---, Neumann & Pierson (1964); -.-, Ichiye (1967);, Leibovich & Radhakrishnan (1977). The Ekman zone is defined by $0.1 \leq E \leq 10$.

prove that the main contribution to the Stokes drift actually comes from the low frequency waves. This can be shown as follows. Let the contribution to the Stokes drift from a specific frequency range σ to $\sigma \pm \Delta\sigma$ be $\Delta\mathcal{U}_s$; then

$$\Delta\mathcal{U}_s = [\overline{\Delta\zeta^2}] k\sigma = [\overline{\Delta\zeta^2}] \sigma^3/g, \tag{31}$$

where $[\overline{\Delta\zeta^2}]$ represents the energy in the frequency band σ to $\sigma \pm \Delta\sigma$. The dispersion relationship has been used in (31). By using the equilibrium form of the spectrum proposed by Phillips (1958), $[\overline{\Delta\zeta^2}]$ can be written as

$$[\overline{\Delta\zeta^2}] = \frac{\alpha g^2}{\sigma^5} 2\Delta\sigma, \tag{32}$$

where the non-dimensional constant α is of the order of 10^{-2} . Now, combining (31) and (32), we get

$$\Delta\mathcal{U}_s = \frac{\alpha g}{\sigma^2} 2\Delta\sigma.$$

Locality	Layer	ν_e (cm ² /s)	(I) Absolute constants	Source	Author(s)
Danish Waters	0-15 m	1.9-3.8		All currents	Jacobsen (1913)
Arctic Ocean		160		Under ice	Brennecke (1921)
Danish Waters		250-1500		All currents	Durst (1924)
Kuroshio	0-200 m	680-7500		All currents	Suda (1926)
Japan Sea	0-200 m	150-1460		All currents	Suda (1926)
North Siberian Shelf	0-60 m	0-1000		Tidal currents	Sverdrup (1926)
North Sea	0-31 m	75-1720		Strong tidal currents	Thorade (1928)
Tropical Atlantic Ocean	0-50 m	320		Temperature fluctuation	Defant (1932)
North Siberian Shelf	0-60 m	10-400		Tidal current	Fjeldstad (1936)
Atlantic Ocean	0-200 m	7-50		Wind currents	Wüst (1955)
50° S-10° N					
Japan Sea	0-10 m	100		Tidal currents	Nan'iti (1964)
Arctic Ocean	0-100 m	23.8		Ice drift	Hunkins (1966)
North Atlantic	0-4 m	146		Temperature fluctuation	Bowden, Howe & Tait (1970)
	4-8 m	96			
	8-12 m	47			
Open Ocean	0-10 m	150-225		Surface	Assaf, Gerard & Gordon (1971)
Lake Huron	30 m	65-160		Wind current	Csanady (1972)
Tropical Atlantic Ocean	0-12 m	420 ± 84		Temperature fluctuation	Hoerber (1972)
Tropical Atlantic Ocean	0-10 m	62		Temperature fluctuation	Ostapoff & Worthem (1974)
	10-20 m	68			
	20-30 m	85			
Tropical Atlantic Ocean	0-12 m	480		Temperature fluctuation	Prümm (1974)
	20-50 m	265			
			(II) Relative constants		
All Oceans	Surface	1.02 W ³ for W < 6 m/s 4.30 W ² for W > 6 m/s		Thickness of upper homogeneous layer	Ekman (1905), Thorade (1914)
Theoretical	All	$\frac{1}{3} \epsilon^{\frac{1}{2}}$			
All Oceans	Surface	5 × 10 ⁵ ca		Wave motion	Kolmogorov (1941)
Atlantic Ocean	Surface	0.1825 × 10 ⁻⁴ W ²			Bowden (1950)
Liverpool Bay		2.5 × 10 ⁻³ U/h		Tidal currents	Neumann & Pierson (1964)
		$\frac{1}{f} \left(\frac{\rho_w c_{10}}{\rho_0 \kappa} \right)^2 W_{10}^2$			Bowden (1967)
All Oceans	Surface	$\frac{1}{2} \sigma u_* h$		Shallow current	Kullenberg (1976)
Wangara Data	All	$u_*^2 / 200f$		Deep ocean	Csanady (1976)
Ocean surface	Surface	(2-6) × 10 ⁻⁵ W ² /g		Surface drift	Leibovich & Radhakrishnan (1977)

		(III) <i>Implicit function</i>			
Baltic Sea	All	$\nu_0(1 + \beta R_1)^{-1}$	All currents	Munk & Anderson (1948)	
Theoretical	All	$\kappa u_* L R_1$	All	Monin & Oboukhov (1954)	
All oceans	All	$\nu_0 \exp(-m R_1)$	All	Mamayev (1958)	
Laboratory	All	$R_1^{-\frac{1}{2}}$	Wind data	Webster (1964)	
All oceans	All	$8 \cdot 9 \times 10^{-8} W^2 N^{-2} dU/dz $	All	Kullenberg (1971)	
All oceans	All	$(1 - r\theta')^{-1}$	Theory	Kuftarkov & Fel'zenbaum (1976)	
		(IV) <i>Explicit function</i>			
North Siberian Shelf	0-22 m	$385 \left(\frac{z+0.1}{22.1} \right)$	Wind currents	Fjeldstad (1929)	
Theoretical	All	$\kappa u_* (z + z_0)$	All	Von Kármán (1930), Thomas (1975)	
Germany	Surface	$0.02(z + z_0)$	Wind data	Mildner (1932)	
Theoretical	Surface	$(f/3.2)(h - z)^2$	Wind data	Rosby & Montgomery (1935)	
Theoretical	Surface	$\kappa(z + S_w \epsilon)(\rho_a/\rho) r W_0$	Wind current	Rosby & Montgomery (1935)	
Theoretical	All	$\kappa(z + z_0) W_a / \ln[(z_a + z_0)/z_0]$	Air flow	Rosby & Montgomery (1936)	
Theoretical	Surface	$\frac{\pi k^2 H^2}{18 T} \exp(-2kz) [1 - \pi^2 \delta^8 \exp(2kz)]^3$	Waves	Dobrokinoskii (1947)	
Theoretical	All	$\kappa u_* z / (1 + \alpha z/L)$	Air	Monin & Oboukhov (1954)	
Theoretical	Surface	$(0.005/4\pi) gTH \exp(-kz)$	Waves	Bashkirov (1959)	
Theoretical	Surface	$\alpha^3 k \sigma \exp(-kz)$	Waves	Kitaigorodskii (1960)	
Theoretical	All	$\kappa u_* z/L [1 - \exp(-z/L)]$	Air	Swinbank (1964)	
Theoretical	All	$\kappa u_* z \lambda (R_1) (1 - R_1)^{\frac{1}{2}}$	Air	Monin & Yaglom (1971)	
Theoretical	All	$\kappa u_* z / (1 - rz/L)^{\frac{1}{2}}$	Air	Yamamoto & Shimasuki (1966), Businger (1966)	
New York Bight	50 m	$0.028 (H^2/T) \exp(-2kz)$	Dye motion	Ichiye (1967)	
Theoretical	Surface	$\tilde{\kappa} u_* L_*$	Waves	Kitaigorodskii & Miropolskey (1968)	
		$\tilde{\kappa} = \frac{(96)^{\frac{1}{2}} B^3}{\delta^{\frac{1}{2}}} F^{\frac{1}{2}}(\tilde{z}) \exp(-2\frac{1}{2} B \tilde{z}^{\frac{1}{2}})$			
Theoretical	All	$\kappa u_* z / (1 - 16R_1)^{\frac{1}{2}}$	All	Miyake <i>et al.</i> (1970)	
Theoretical	Surface	$\nu_0 \exp(kz)$	Surface	Witten & Thomas (1976)	
Theoretical	Surface	$E_1^{\frac{1}{2}} l$	Wave motion	Benilov (1973)	

TABLE 1. Values of the vertical eddy viscosity ν_e .

Hence the contribution to the Stokes drift from a specific frequency band is inversely proportional to the square of the frequency. Therefore the low frequency waves are more important in the drift-current generation. For these low frequency waves, it is not unreasonable to use $\epsilon^2 = O(10^{-4})$. Consequently, the assumption $\Omega/\sigma_0 \epsilon^2 = O(1)$ is well within reasonable limits.

Having established the order of Ω/σ_0 , we can discuss the magnitude of the viscous term by forming the ratio of the two terms. This results in a wave-related, Ekman-number-like parameter E defined as

$$E = \Omega/\nu_e k_0^2.$$

For a wind wave field, k_0 can be related to the wind field as $k_0 = g/W^2$, then

$$E = \Omega W^4/\nu_e g.$$

The value of E is plotted in figure 2 as a contour map in ν_e, W space. For a typical wind speed of 10 m/s, $E = 1$ requires a value of ν_e of 75 cm²/s; but for $E = O(1)$, a range of ν_e of 10–1000 cm²/s is satisfactory. These values are all well within the range of commonly adopted ν_e values. Thus, under most natural conditions, the surface flow will have an E of order one, i.e. the viscous term and the Coriolis term are of the same order. Since the wind conditions and the relationship between the wind and the wavenumber of the energy-containing waves are all well defined, the detailed discussion of the surface drift will hinge on the value of the eddy viscosity.

The determination or the parameterization of the eddy viscosity ν_e in terms of observable physical quantities is one of the most difficult problems in physical oceanographic studies. A list of the commonly used ν_e values is given in table 1, where the ν_e values and/or the parameterized forms of ν_e are grouped by their characteristic properties.

Since the eddy viscosity is no longer a physical property of the fluid but rather a dynamic property of the specific flow, the constant values in group I can not be very meaningful or representative. The second group shows the values changing with environmental conditions, but remaining relatively constant throughout the flow field. Arguments against using these values are obvious from the fact that the upper ocean layer has inhomogeneous vertical temperature, salinity and turbulent intensity stratification. The last two groups list the values of the eddy viscosity as implicit or explicit functions of spatial variables and environmental conditions. These functions are the most reasonable expressions, but short of definitive proof, their application will add unnecessary complications to the problem. The principle of a vertically variable eddy viscosity is essential for any realistic surface drift current model. This will be discussed in the following sections.

For the sake of simplicity, some of the values in the second group will be used as examples. Typical of the expressions for the eddy viscosity is the empirical formula given by Neumann & Pierson (1964):

$$\nu_e = 0.1825 \times 10^{-4} W^{\frac{1}{2}},$$

where W is the wind speed in cm/s and ν_e is in cm²/s. Since it is dimensionally incorrect, this expression cannot be very general physically, yet it is widely used by oceanographers. A second expression, from Leibovich & Radhakrishnan (1977), is

$$\nu_e = 2.84 \times 10^{-5} W^3/g.$$

Both of these expressions relate ν_e to the surface wind speed directly. The second, being consistent dimensionally, is more meaningful dynamically. The third expression relating ν_e to the sea state is a modified version of the expression proposed by Ichiye (1967):

$$\nu_e = 0.028 H^2/T,$$

where H is the wave height and T is the wave period. This viscosity can also be related to the wind speed.

Figure 2 shows the values of ν_e predicted by the three expressions. It is clear that under natural wind conditions, ranging from a few m/s to a few tens of m/s, the surface drift current should be controlled equally by Coriolis and frictional forces.

Not only is the value of ν_e important in determining the characteristics of drift currents, but the vertical variation of ν_e is also critical in constructing the detailed model of the surface drift current structure. Unfortunately, detailed knowledge of the vertical variation of ν_e is still lacking. The most commonly accepted form for ν_e is a linearly increasing function of depth. This is based on an inverted atmospheric boundary-layer model where the velocity profile is given by the logarithmic function

$$W(z) = \frac{W_*}{\kappa} \ln \frac{z}{z_0}, \quad (33)$$

in which W_* is the frictional velocity κ is the von Kármán constant and z_0 , is a roughness parameter. With the velocity profile given as (33), and the constant-stress assumption, upon which (33) is based, it is easy to show that

$$\nu_e = \kappa W_* z. \quad (34)$$

Admittedly, the study of atmospheric mixing is far more advanced than its oceanic counterpart, yet this indiscriminate borrowing of the atmospheric result is hardly justifiable. In the atmosphere the ground acts as a barrier to the flux of momentum. Consequently the intensity and the scale of turbulence decrease as the height from the surface decreases. On the other hand, the ocean surface, which is constantly acted on by the wind stresses, breaking waves, etc. is a source of turbulence. Thus the turbulent intensity in the ocean surface layer should be stronger and the mixing more thorough, as manifested by the existence of the homogeneous upper layer above the thermocline. If one accepts the existence of the mixed layer at the top of the upper ocean as evidence of strong mixing, then the eddy viscosity should be represented by a decreasing function of depth rather than an increasing function.

Under these assumptions, the drift current in the top layer can be classified according to the dominating mechanism of the motion, as follows. For a given wind condition, the turbulent intensity in the top surface layer, being strongly influenced by the active breaking of waves, is high, so the value of ν_e will also be high. Then E will be small. Consequently, the motion is more likely to be in the Langmuir zone. The thickness of the layer dominated by the Langmuir mechanism is strictly determined by the turbulent intensity of the high frequency breaking waves convected by the orbital velocities of the large waves. Therefore the dominance of the Langmuir mechanism cannot exceed a few amplitudes of the main energy-containing waves. This, however, does not imply the cessation of all the vertical motion associated with the Langmuir cells. In fact, according to Leibovich (1977), the vertical motion can extend to much greater depths. As the turbulence decays with the depth so does ν_e .

Author(s)	Test conditions	Deflexion angle, θ	Drift current, $ V_0 $
Ekman (1905)	Theoretical	45°	$0.0127 W / \sin^{\frac{1}{2}} \phi$
Mohn (1883)			$0.0103 W$
Dinkluge (1888)			$0.0127 W$
Nansen (1902)	Ice floats	$20-40^\circ$	$0.019 W$
Forch (1909)	Mediterranean	$44.8 \pm 21^\circ$	
Witting (1909)	Finish light ship	$34-7.5^\circ (W \text{ m/s})^{\frac{1}{2}}$	
Gallé (1910)	Indian Ocean	$47.3 \pm 7.3^\circ$	$0.010 W$
Thorade (1914)			
Brennecke (1921)	Ice floats		$2.59(W/\sin \phi)^{\frac{1}{2}}$ for $W \leq 6 \text{ m/s}$
Durst (1924)			$1.26(W/\sin \phi)^{\frac{1}{2}}$ for $W > 6 \text{ m/s}$
Sverdrup (1928)			$0.0269 W$
Palmén (1930, 1931)	8 m/s wind	$9.1 \pm 4.8^\circ$	$0.0079 W / \sin^{\frac{1}{2}} \phi$
Smith (1931)	Iceberg drift	40° (deep immersing iceberg) $18-21^\circ$ (small iceberg)	$0.0177 W$ $0.0114 W$ $0.006 W$ $0.012 W$
Rosby (1932)	Theory	$54^\circ 44'$	$\frac{\gamma}{\kappa} \left(\frac{2\rho_0}{3\rho_w} \right)^{\frac{1}{2}} W$
Rosby & Montgomery (1935)	Theory of ice drift	$\cot^{-1} \left\{ 0.586 \left[2.835 + \ln \frac{W}{fz_0} 10^{-6} \right] \right\}$	$1.8 \times 10^{-2} W / \sin \phi$
Rosby & Montgomery (1935)	Theory on water	$\tan^{-1} [2 / (\sqrt{2} + 3z)]$	$\frac{\gamma}{\kappa} \left\{ \frac{\rho}{\rho_w} \left(\frac{2\sqrt{2z}}{3} + z^2 \right)^{\frac{1}{2}} W \right.$
		$z = \frac{\kappa}{\kappa_0} \ln \left(\frac{3\gamma k^2}{k_0 S_w \epsilon f} \left(\frac{\rho}{2\rho_w} \right)^{\frac{1}{2}} W \right)$	

		$22-6.3^\circ [(W-4) \text{ m/s}]^\dagger$	$k_1 \sqrt{R} : R \ll 10^3$ $0.02 W : R \gg 10^3$ CW or $C_1 W^{\frac{2}{3}}$
Neumann (1939)	Pond	0	
Van Dorn (1953)			
Stommel (1954)	Off Bermuda	$37.9 \pm 31.5^\circ$	
Faller (1964)	Drift cards	$12.1 \pm 6.5^\circ$	
Tomczak (1964)	Cards	0	
Sutcliffe, Baylor & Menzel (1963)	Foam, slick, weed	$14 \pm 60^\circ$	0.042 W
Ichiiye (1964)	Theory	$q = i2Tz\beta^{-1}(m_2 n_1 - m_1 n_2)^{-1} (n_2 H^{(1)}(\beta z) - n_1 H^{(2)}(\beta z))$	
Hunkins (1966)	Ice drift	$34.5 \pm 25.8^\circ$ $47 \pm 18^\circ$	$(0.02 \pm 0.0067) W$ $(0.0245 \pm 0.0029) W$
Wu (1968)	Laboratory	0	0.048 W
Smith (1968)	Surface oil movement	$1 \pm 15^\circ$	$(0.0346 \pm 0.0071) W$
Dobrokonskii & Lesnikov (1972)	Laboratory	0	$(0.0195 \pm 0.0015) W$
Csanady (1972)	Lake Huron	$31.7 \pm 57^\circ$	$(0.07 \pm 0.05) W$
Shemdin (1972)	Laboratory	0	0.03 W
Wright & Keller (1971)	Laboratory	0	$(0.045 \pm 0.014) W$
Kullenburg (1976)	Laboratory	0	$(0.018-0.036) W$
Wu (1975)	Laboratory	0	$0.53 u_* \alpha$

TABLE 2. Field and laboratory data on drift currents.

The value of E will increase and the motion will be in the Ekman zone. The thickness of the layer dominated by the Ekman mechanism will be of the order of a wavelength of the main energy-containing waves, by virtue of the fact that $E = O(1)$. Beneath the Ekman layer the turbulent intensity will decay further, which will make E much larger than an order of one. The motion will essentially be an inviscid, inertial motion.

Under a given wind condition, any one or a combination of these three modes of motions will be possible, depending upon the value of ν_e and its vertically variation in magnitude. Thus a crucial question has to be asked: is the classical pure Ekman drift a true model for the surface drift current? This question is perhaps still best answered by the statement given by Ekman (1953) himself, after extensive field work to prove the existence of such flow, which is quoted as follows:

The final result of the investigation may be summed up by saying that the observations made are not sufficient to establish definitely the existence of a 'pure drift current' as demanded by the theory, but that they are consistent – and in some respect even show a remarkable agreement – with the theoretical characteristics of such drift currents.

The summary of similar studies given in table 2 reflect the same results.

New parameters have to be incorporated to make a complete solution realistic. Nevertheless, the classical Ekman model is still regarded as the total solution in most ocean circulation studies.

Using the generalized Ekman equation (19) and figure 2, it is clear that the classical Ekman solution is one of the special cases within a whole range of solutions. Specifically the classical Ekman solution requires that the eddy viscosity be a constant and that the motion be strictly two-dimensional and dependent on z only. Leibovich (1977) demonstrated conclusively that vertical motions exist in the top layer of the ocean and such motions are part of the main mechanism generating and maintaining the Langmuir circulation. The existence of the Langmuir circulation is obvious to the most casual observer, but no consideration of this motion is included in the classical Ekman model.

The generalized Ekman equation presented here does contain the mechanisms necessary to model the whole range of solution. The different modes of motion can be combined to explain various phenomena in a unified way. Surface waves contribute in two ways: through a contribution from the low frequency waves to the Stokes drift and a contribution from the high frequency waves in determining the eddy viscosity ν_e . The interplay of waves and wind stresses can produce Langmuir cells superimposed on an Ekman spiral, as observed by Ichiye (1967). The importance of including both wind and waves when modelling the surface drift in the future is clear.

5. Conclusion

A model of surface-layer drift currents is proposed. It can be seen from the generalized Ekman equation and the classification chart of the surface drift current in figure 2 that the surface drift current may be a combination of three basic modes. This model of surface-layer dynamics is shown schematically in figure 3.

In this new model, the surface layer is most probably controlled by the frictional force, and hence is a Langmuir layer. The thickness of this layer is up to the depth of direct influence of the breaking waves, i.e. of the order of the amplitude of the main

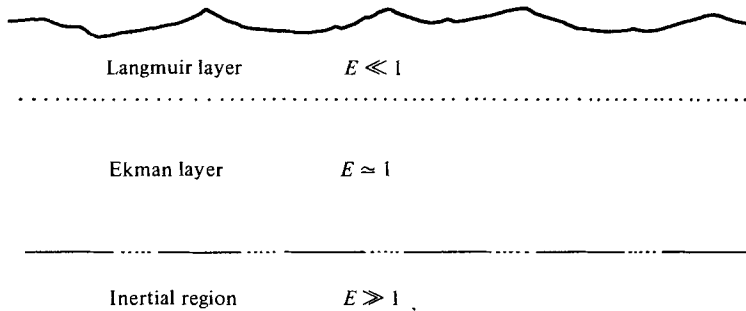


FIGURE 3. A proposed model of surface-layer drift currents.

energy-containing waves. Within this layer the turbulent intensity is high, and $E \ll 1$. The next layer, which may coexist with the Langmuir layer, is the Ekman layer, where the Coriolis force and the viscous force are of equal importance. This does not imply that the flow is of the same form as the classical Ekman solution. Vertical motions may still play a important role. It is called an Ekman layer only because of the balance between the Coriolis and the frictional forces. Depending upon the local state of the sea, and hence the magnitude and vertical variation of the eddy viscosity, the Langmuir layer may disappear or coexist with the Ekman layer in a complicated way. An inertial layer will exist below the region of influence of active wave motion and wind stresses. The fact that classical Ekman drift has not been observed consistently can be explained by this modified surface-layer model. Most wind-generated ocean circulation models (see, for example, Stern 1975) accept the Ekman drift model as the interface mechanism. This mechanism needs to be re-examined, particularly in light of Leibovich's major breakthrough. A unified method incorporating the contributions from both the wind and the wave motions is proposed in this model of surface-layer drift currents.

The author wishes to thank Professor L. Pietrafesa of North Carolina State University, who carefully read the manuscript and pointed out an algebraic error in the earlier version of this paper, and to thank Professor T. Ichiye of Texas A & M University, Professor C. C. Tung of North Carolina State University, Dr S. R. Long and Mr C. Parsons of Wallops Flight Center and Ms K. Burnett of the Johns Hopkins University for helpful discussions and suggestions. This research is partially supported by the Department of Interior, Bureau of Land Management, Marine Environmental Studies Program.

REFERENCES

- ASSAF, G., GERARD, R. & GORDON, A. L. 1971 Some mechanisms of oceanic mixing revealed in aerial photographs. *J. Geophys. Res.* **76**, 6550–6572.
- BASHKIROV, G. S. 1959 Turbulence and certain marine hydrological phenomena. *Scientific Papers of OIIMF Gidroteknika* **20**.
- BENILOV, A. YU. 1973 Generation of ocean turbulence by surface waves. *Izv. Atmos. Ocean Phys.* **9**, 293–303.
- BOWDEN, K. F. 1950 The effect of eddy viscosity on ocean waves. *Phil. Mag.* (7), **41**, 907–917.
- BOWDEN, K. F. 1967 Stability effect on turbulent mixing in tidal currents. *Phys. Fluids* **10**, 278–280.

- BOWDEN, F. K., HOWE, M. R. & TAIT, R. I. 1970 A study of the heat budget over a seven-day period at an oceanic station. *Deep Sea Res.* **17**, 401–411.
- BRENNECKE, W. 1921 Die Ozeanographischen arbeiten der Deutschen Antarktischen Expedition 1911–1912. *Arch. dtsh Seewarte* **39**, 206.
- BUSINGER, J. A. 1966 Transfer of momentum and heat in the planetary boundary layer. *Proc. Symp. Arctic Heat Budget Atmos. Circulation, Rand Corp.*, pp. 305–332.
- BYE, J. A. T. 1967 The wave-drift current. *J. Mar. Res.* **25**, 95–102.
- CRAIK, A. D. & LEIBOVICH, S. 1976 A rational model for Langmuir circulations. *J. Fluid Mech.* **73**, 401–426.
- CSANADY, G. T. 1972 Frictional currents in the mixed layer at the sea surface. *J. Phys. Oceanog.* **2**, 498–508.
- CSANADY, G. T. 1976 Mean circulation in shallow seas. *J. Geophys. Res.* **81**, 5389–5399.
- DEFANT, A. 1932 Die Gezeiten und inneren Gezeitenwellen des Atlantischen Ozeans. *Wiss. Erg. Deut. Atlantische Expedition Meteor. 1925–1927*, **7**, 318.
- DINKLAGE, L. E. 1888 Die Oberflächenströmungen im südwestlichen Teil der Ostsee und ilue Abhängigkeit von Winde. *Ann. Hydr. Mar. Met.* **16**, 1–18.
- DOBROKONSKII, S. V. 1947 Eddy viscosity in the surface layer of the ocean and waves. *Dokl. Akad. Nauk SSSR* **58**, 7.
- DOBROKONSKII, S. V. & LESNIKOV, B. M. 1975 A laboratory study of the dynamic characteristic of drift currents in the presence of wind-driven waves. *Izv. Atmos. Ocean Phys.* **11**, 942–950.
- DURST, C. S. 1924 The relationship between current and wind. *Quart. J. Roy. Met. Soc.* **50**, 113.
- EKMAN, V. W. 1905 On the influence of the earth's rotation on ocean-currents. *Arkiv. Math. Astr. Ocean Phys.*, vol. 2, no. 11.
- EKMAN, V. W. 1953 Results of a cruise on board the "Armauer Hansen" in 1930 under the leadership of Bjorn Helland-Hansen studies on ocean currents. *Geofys. Publ.* **19**, 106–122.
- FALLER, A. J. 1964 The angle of windrows in the ocean. *Tellus* **16**, 363–370.
- FJELDSTAD, J. E. 1929 Ein Beitrag zur Theorie der wincerzenten Meereströmungeen. *Gerlands Beitr. Geophys.* **23**, 237–247.
- FJELDSTAD, J. E. 1936 Results of tidal observations. *Norwegian North Polar Exped. with the Mand 1918–1925 Sci. Results* **4**, (4), 88.
- FORCH, C. 1909 Über die beziehungen zwischen Wind und Strom in Europäischen Mittelmeer. *Ann. Hydr. Mar. Met.* **37**, 435.
- GALLÉ, P. H. 1910 Zur Kenntius der Meeresströmungen. *Mededeelingen en Verhandelingen, Utrecht* **9**, 1–102.
- HASSELMANN, K. *et al.* 1973 Measurements of wind-wave growth and swell decay during joint North Sea Wave Project (JONSWAP). *Deut. Hydrogr. Z. Suppl. A* **8** (12), 1–95.
- HASSELMANN, K., ROSS, D. B., MÜLLER, P. & SELL, W. 1976 A parametric wave prediction model. *J. Phys. Oceanog.* **6**, 200–228.
- HOEBER, H. 1972 Eddy thermal conductivity in the upper 12 m of the tropical Atlantic. *J. Phys. Oceanog.* **2**, 303–304.
- HUANG, N. E. 1971 Derivation of Stokes drift for a deep-water random gravity wave field. *Deep-Sea Res.* **18**, 255–259.
- HUNKINS, K. 1966 Ekman drift currents in the Arctic Ocean. *Deep-Sea Res.* **13**, 607–620.
- IANNIELLO, J. P. & GARVINE, R. W. 1975 Stokes transport by gravity waves for application to circulation models. *J. Phys. Oceanog.* **5**, 47–50.
- ICHIYE, T. 1964 On a dye diffusion experiment off Long Island. *Lamont Geol. Obs. Tech. Rep.* CU-2663-10.
- ICHIYE, T. 1967 Upper ocean boundary-layer flow determined by dye diffusion. *Phys. Fluids Suppl.* **10**, S270–277.
- JACOBSEN, J. P. 1913 Beitrag zur Hydrographie der Dänischen Gewässer. *Komm. f. Havunders Medd., Ser. Hydr.* **2** (2), 94.
- KÁRMÁN, T. VON 1930 Mechanische Ähnlichkeit und Turbulenz. *Machr. Ges. Wiss. Göttingen, Math-Phys. Klasse* **1**, 58–76.

- KATZ, B., GERARD, R. & COSTIN, M. 1965 Response of dye tracers to sea surface conditions. *J. Geophys. Res.* **70**, 5505–5513.
- KENYON, K. E. 1970 Stokes transport. *J. Geophys. Res.* **75**, 1133–1135.
- KITAIGORODSKII, S. A. 1960 On the computation of the thickness of the wind mixing layer in the ocean. *Izv. Geophys. Ser.* **3**, 425–431.
- KITAIGORODSKII, S. A. & MIROPOLSKY, YU. Z. 1968 Turbulent-energy dissipation in the ocean surface layer. *Izv. Atmos. Ocean. Phys.* **4**, 647–659.
- KOLMOGOROV, A. N. 1941 The local structure of turbulence in incompressible viscous fluid for very large Reynolds number. *C. R. Acad. Sci. URSS* **30**, 299–303.
- KORVIN-KROUKOVSKY, B. V. 1972 Pure drift current and mass transport in coexistent waves. *Deut. Hydro. Z.* **25**, 1–13.
- KUFTARKOV, YU. M. & FEL'ZENBAUM, A. I. 1976 A generalization of the theory of the main ocean thermocline. *Izv. Atmos. Ocean. Phys.* **12**, 648–656.
- KULLENBERG, G. 1971 Vertical diffusion in shallow waters. *Tellus* **23**, 129–135.
- KULLENBERG, G. 1976 On vertical mixing and energy transfer from the wind to the water. *Tellus* **28**, 159–165.
- LEIBOVICH, S. 1977 On the evolution of the system of wind drift currents and Langmuir circulations in the ocean. Part 1. Theory and averaged current. *J. Fluid Mech.* **79**, 715–743.
- LEIBOVICH, S. & RADHAKRISHNAN, K. 1977 On the evolution of the system of wind drift currents and Langmuir circulations in the ocean. Part 2. Structure of the Langmuir vortices. *J. Fluid Mech.* **80**, 481–507.
- MAMAYEV, O. I. 1958 The influence of stratification on vertical turbulent mixing in the sea. *Izv. Geophys. Ser.* **1**, 870–875.
- MILDNER, P. 1932 Über die reibung einer speziellen Luftmasse in dem untersten Schichte der Atmosphäre. *Beit. Phys. Freien Atmos.* **19**, 151–158.
- MIYAKE, M., DONELAU, M., McBEAN, G., PAULSON, C., BADGLEY, F. & LEAVITT, E. 1970 Comparison of turbulent fluxes over water determined by profile and eddy correlation techniques. *Quart. J. Roy. Met. Soc.* **96**, 132–137.
- MOHN, H. 1883 The North Ocean, its depths, temperature and circulation. *Norwegian North Atlantic Expedition 1876–1878, Christiania* **2** (2), 117.
- MONIN, A. S. & OBOUKHOV, A. M. 1954 Basic turbulent mixing laws in the atmospheric surface layer. *Trudy Geofiz. Inst. Akad. Nauk SSSR* **24**, 163–187.
- MONIN, A. S. & YAGLOM, A. M. 1971 *Statistical Fluid Mechanics*. MIT Press.
- MUNK, W. H. & ANDERSON, E. R. 1948 Notes on a theory of the thermocline. *J. Mar. Res.* **7**, 276–295.
- NAN'NITI, T. 1964 Some observed results of oceanic turbulence. In *Studies on Oceanography* (ed. K. Yoshida), pp. 211–215. University of Washington Press.
- NANSEN, F. 1902 The oceanography of the North Polar Basin. *Norwegian North Polar Exp. 1893–96, Sci. Res.* **3**, 357.
- NEUMANN, G. 1939 Triftströmungen an der Oberfläche bei "Adlergrund Feuerschiff." *Ann. d. Hydr. u. Marit. Meteor.* **67**, 82.
- NEUMANN, G. & PIERSON, W. J. 1964 *Principles of Physical Oceanography*. Prentice-Hall.
- OSTAPOFF, F. & WORTHEM, S. 1974 The intradiurnal temperature variation in the upper ocean layer. *J. Phys. Oceanog.* **4**, 601–612.
- PALMÉN, E. 1930 Untersuchungen über die Strömungen in den Finnland umgebenden Meiren. *Soc. Sci. Fenn. Comm. Phys.-Math.* **5**, 12.
- PALMÉN, E. 1931 Zur Bestimmung des Triftstromes aus Terminbeobachtungen. *J. Conseil. Int.* **6**, 3.
- PHILLIPS, O. M. 1958 The equilibrium range in the spectrum of wind-generated waves. *J. Fluid Mech.* **4**, 426–434.
- PHILLIPS, O. M. 1966 *The Dynamics of the Upper Ocean*. Cambridge University Press.
- PRÜMM, D. 1974 Height dependence of diurnal variations of wind velocity and water temperature near the air-sea interface of the tropical Atlantic. *Boundary-Layer Meteorol.* **6**, 341–347.

- ROSSBY, C. G. 1932 A generalization of the theory of the mixing length with applications to atmospheric and oceanic turbulence. *MIT Met. Papers* **1**, 4.
- ROSSBY, C. G. & MONTGOMERY, R. B. 1935 The layer of frictional influence in wind and ocean currents. *Papers in Phys. Oceanog. & Met.* **3**, 101.
- ROSSBY, C. G. & MONTGOMERY, R. B. 1936 On the momentum transfer at the sea surface. *Papers in Phys. Oceanog. & Met.* **4**, 30.
- SHEMDIN, O. H. 1972 Wind-generated current and phase speed of wind waves. *J. Phys. Oceanog.* **2**, 411–419.
- SMITH, E. H. 1931 Arctic ice with special reference to its distribution to the North Atlantic Ocean. *The Marion-Exped.* 1928, *Bull.*, vol. 19, no. 3.
- SMITH, J. E. (ed.) 1968 *Torrey Canyon Pollution and Marine Life*. Cambridge University Press.
- STERN, M. E. 1975 *Ocean Circulation Physics*. New York: Academic Press.
- STOMMEL, H. 1954 Serial observations of drift currents in the central North Atlantic Ocean. *Tellus* **6**, 203–214.
- SUDA, K. 1926 On the dissipation of energy in the density current. *Geophys. Mag.* **10**, 131–243.
- SUTCLIFFE, W. H., BAYLOR, E. R. & MENZEL, D. 1963 Sea surface chemistry and Langmuir circulation. *Deep-Sea Res.* **10**, 233–242.
- SVERDRUP, H. U. 1926 Dynamics of tides on the North Siberian shelf, results from the Mand expedition. *Geophys. Publ.* **4** (5), 75.
- SVERDRUP, H. U. 1928 Die Eisdrift im Weddelmeer. *Ann. Hydrograph. Mar. Met.* **56**, 265–274.
- SWINBANK, W. C. 1964 The exponential wind profile. *Quart. J. Roy. Met. Soc.* **90**, 119.
- THOMAS, J. H. 1975 A theory of steady wind-driven currents in shallow water with variable eddy viscosity. *J. Phys. Oceanog.* **5**, 136–142.
- THORADE, H. 1914 Die Geschwindigkeit von Trifströmungen und die Ekmansche Theorie. *Ann. d. Hydrogr. u. Mar. Meteor.* **42**, 379–391.
- THORADE, H. 1928 Gerzeitenuntersuchungen in der Deutschen Bucht der Nordsee. *Arch. dtische Seewarte* **46** (3), 1–85.
- TOMCZAK, G. 1964 Investigations with drift cards to determine the influence of the wind on surface currents. In *Studies on Oceanography* (ed. K. Yoshida), pp. 129–139. University of Washington Press.
- VAN DORN, W. 1953 Wind stress over water. *J. Mar. Res.* **12**, 249–276.
- WEBSTER, C. A. G. 1964 An experimental study of turbulence in a density stratified shear flow. *J. Fluid Mech.* **19**, 221–245.
- WITEN, A. J. & THOMAS, J. H. 1976 Steady wind driven currents in a large lake with depth-dependent eddy viscosity. *J. Phys. Oceanog.* **6**, 85–92.
- WITTING, R. 1909 Zur Kenntnis des vom Winde erzeugten Oberflächenstromes. *Ann. d. Hydr. u. Marit. Meteor.* **37**, 193–202.
- WRIGHT, J. W. & KELLER, W. C. 1971 Doppler spectra in microwave scattering from wind waves. *Phys. Fluids* **14**, 466–474.
- WU, J. 1968 Laboratory studies of wind-wave interactions. *J. Fluid Mech.* **34**, 91–111.
- WU, J. 1975 Wind-induced drift currents. *J. Fluid Mech.* **68**, 49–70.
- WÜST, G. 1955 Stromgeschwindigkeiten in Tiefen- und Bodenwasser des Atlantischen Ozeans. *Deep-Sea Res., Papers in Marine Biology and Oceanography*, pp. 373–397.
- YAMAMOTO, G. & SHIMASUKI, A. 1966 Turbulence transfer in diabatic conditions. *J. Mer. Soc. Japan*, **44**, 301–307.